



EDF's Radioprotection Strategy for an Optimized RHRS and CVCS Circuit Decontamination Plan

A. ROCHER – J. JAUBERT (EDF)

**ISOE European Symposium
*Uppsala, 26-28 June 2018***

ACCESSIBILITE INTERNE

©EDF 2017 - Ce document est la propriété d'EDF - Toute communication, reproduction, publication, même partielle, est interdite sauf autorisation écrite.



TABLE OF CONTENT

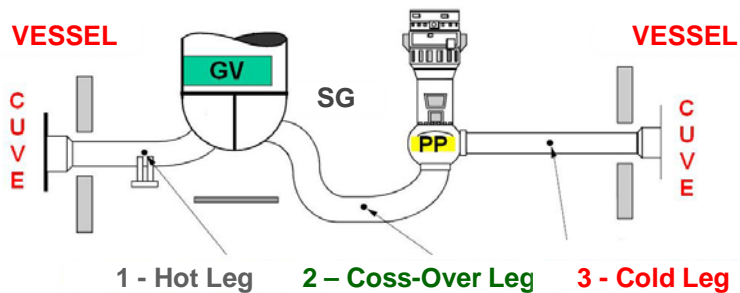
- 1 - Radiological Surveillance Program
- 2 - Initial Methodology to Plan RHRS/CVCS Decontamination
- 3 - Limit of Initial Methodology and Future Evolutions
- 4 - New Methodology Applied to Optimizing Decontamination Program
- 5 - RHRS/CVCS Decontamination Programming (2019-2022)

1. RADIOLOGICAL SURVEILLANCE PROGRAM (I)



Dose rate measures

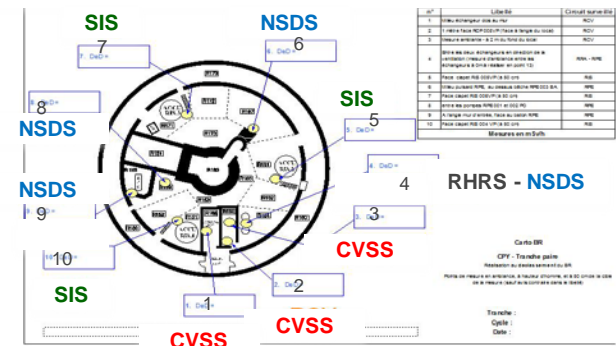
LOOP Index Cartography



9 or 12 measurement points: 900 MW or 1300-1450 MW

RB Index Cartography

46 Dose Rate measurements



BR : - 3.5 m 10 mesures DED

6 RB Levels : - 3,5 / 0 / 4 / 8 / 11 / 20 m

Primary circuit : RCS

Auxiliary circuits: RHRs, CVCS, ...



1. RADIOLOGICAL SURVEILLANCE PROGRAM (II)



CZT spectrometry measures

CZT optimized program			
P1a P1b	CVCS	Before purification system	Power operation After fuel download
P2a P2b	CVCS	After purification system	Power operation After fuel download
P3a P3b	CVCS	Exchanger	Power operation After fuel download
P4a P4b	RCS	Crossover leg	Hot shutdown Pool flooding beginning
P5a P5b	RCS	Hot leg	Hot shutdown Pool flooding beginning
P6a P6b	RCS	Cold leg	Hot shutdown Pool flooding beginning
P7a P7b	SIS	Valve	Hot shutdown Pool flooding beginning
P8a P8b	RHRS	Exchanger	Hot shutdown Pool flooding beginning

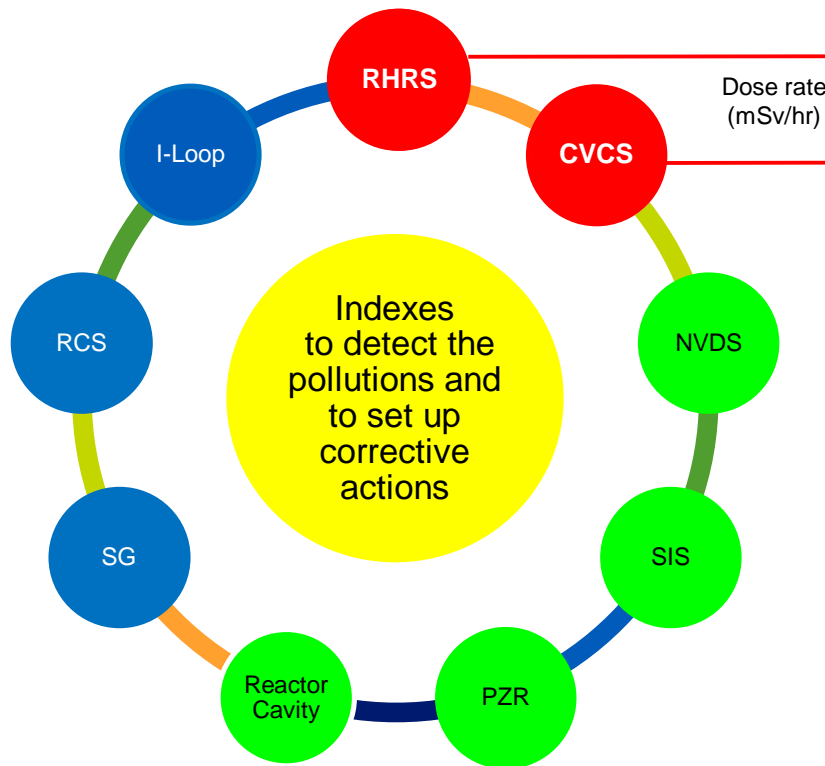


CVCS, RCS, SIS & RHRS
circuit characterization

2. INITIAL METHODOLOGY TO PLAN DECONTAMINATION



- Based on the analysis of 2 radiological indexes, so as to establish the contamination state of the circuits : RHRs and CVCS respectively
- When an index is higher than 25% of the average of its series, it appears in red in the matrix.



ILoop	AUXILIARY CIRCUIT INDEXES								
	IRE	RHRs	CVCS	NVDS	SIS	PZR	SG	RCS	RC
		Unit A	↘	↘	↘	↘	↘	↘	↘
Unit B	↘	↘	↘	↘	↗	↗	↘	↗	↘
Unit C	↗	↗	↗	↗	↗	↗	↘	↗	↘
Unit D	↘	↘	↘	↘	↘	↘	↘	↗	↘
Unit E	↗	↗	↗	↗	↘	↗	↗	↗	↘
Unit F	↗	↗	↗	↗	↘	↗	↗	↗	↗

- 1. Selection of eligible unit for decontamination**
 - Unit with RHRs and/or CVCS red indexes.
- 2. Establishment of a decontamination program** taking into account the following 3 parameters :
 - Type of outage (standard , ten-year, ...)
 - Fleet outage schedule (no decontamination in parallel)
 - Maximum number of decontaminations (4 per year)


Only RHRs/CVCS are decontaminable

The implementation of a decontamination requires a draining of the circuits up to the invert level



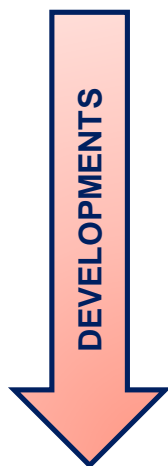
The goal is to bring back the most polluted units to the average of their series.

3. INITIAL METHODOLOGY LIMITS & FUTURE DEVELOPMENTS



Initial methodology

- L1: RHRS and CVCS indexes are able to change year to year, which leads to the possibility of reevaluating the ongoing program.
- L2: The main maintenance activities of the RHRS and CVCS circuits are not taken into account in the preparation decontamination schedule.



Future developments ⇨ New methodology

- D1: To take into account the average of the RHRS/CVCS indexes calculated over the last 4 consecutive years, which allows a consolidation of these indexes.
- D2: To consider the maintenance program focusing on RHRS and CVCS circuits for 5 years following the decontamination
 - Result: To optimize RHRS and CVCS decontamination date, prior to major maintenance activities, in order to increase dosimetric gains.



4. New methodology applied to optimizing a decontamination program

STEP 1: Consolidation of the RHRS/CVCS indexes, taking into account their evolution over the last 4 consecutive years

Year Index	RHRS				CVCS			
	2013	2014	2015	2016	2013	2014	2015	2016
UNIT A								

←→ Eligible Unit, from a total of 2 red indices

STEP 2: Consideration of RHRS & CVCS maintenance activities, for the 5 years following the decontamination.

RHRS/CVCS Red Indexes			Year of Maintenance Activities				Number of Activities f (Year of Decontamination)				Product of Red Indexes & Number Activ.			
RHRS	CVCS	Total	HT*/RHRS	MR*/RHRS	HT*/CVCS	MR*/CVCS	2019	2020	2021	2022	2019	2020	2021	2022
2	3	5	2019		2025	2025	1	2	2	2	5	RO	10	RO

←→ This weighting allows the choice of the optimal year for decontamination

*HT: hydrostatic test – RM: material replacement

CONCLUSION: In this case, unit A is eligible. The optimal year for decontamination is 2021

5. 2019-2022 RHRs/CVCS DECONTAMINATION PROGRAMMING (I)



Selection of eligible units, and determination of an optimal date for decontamination

Classification by increasing red index number

Unit	Number of red index	Optimal year for decontamination	
		Choice # 1 (matrix weight)	Choice # 2 (matrix weight)
Unit 1	5	2021 (15)	2023 (15)
Unit 2	5	2022 (15)	2024 (20)
Unit 3	4	2019 (8)	2021 (8)
Unit 4	4	2022 (12)	2024 (12)
Unit 5	4	2020 (8)	-
Unit 6	3	2019 (12)	-
Unit 7	3	2022 (9)	-
Unit 8	3	No shutdown	
Unit 9	2	No shutdown	
Unit 10	2	2019 (6)	2023 (4)
Unit 11	2	2024 (4)	2024 (4)
Unit 12	2	2021 (6)	2023 (6)
Unit 13	2	2020 (4)	2024 (4)
Unit 14	2	2020 (6)	2024 (4)
Unit 15	2	2019 (6)	2024 (4)
Unit 16	2	2022 (8)	2024 (6)
Unit 17	2	Hot spot pollution. Priority to eradicate this pollution, before decontamination.	
Unit 18	2	2024 (6)	2021 (4)
Unit 19	2	2019 (4)	2024 (4)

Tool extraction to determin the optimized decontamination year

UNIT	Prog. 2019	Prog 2020	Prog 2021	Prog 2022	Prog 2023	Prog 2024
UNIT 9	8	-	*RO	2	2	-
UNIT 10	6	RO	2	RO	4	RO
UNIT 11	RO	4	RO	0	RO	4
UNIT 1	5	RO	15	RO	15	RO
UNIT 12	0	RO	6	RO	6	RO
UNIT 2	RO	10	RO	15	RO	20
UNIT 6	12	RO	3	RO	3	3
UNIT 13	RO	4	RO	0	RO	4
UNIT 3	8	RO	8	RO	8	RO
UNIT 14	RO	6	RO	2	RO	4
UNIT 7	6	RO	-	9	RO	-
UNIT 8	RO	9	-	RO	0	-
UNIT 15	6	RO	2	-	RO	4
UNIT 16	4	RO	-	8	RO	6
UNIT 17	8	-	0	RO	-	0
UNIT 18	RO	-	4	RO	-	6
UNIT 4	4	-	RO	12	-	12
UNIT 19	4	RO	0	-	RO	4
UNIT 5	RO	8	-	0	RO	-

* RO: Refueling Outage



5. 2019-2022 RHRs/CVCS DECONTAMINATION PROGRAMMING (II)



OPTIMAL YEAR OF RHRs/CVCS CIRCUIT DECONTAMINATION							
2019		2020		2021		2022	
UNIT 6	April 4th	UNIT 5	August 8th	UNIT 1	January 5th	UNIT 2	February 7th
UNIT 3	March 3rd	UNIT 11	June 6th	UNIT 12	October 10th	UNIT 7	January 1st
UNIT 15	May 1st	UNIT 13	February 5th	UNIT 18	March 3rd	UNIT 16	May 3rd



UNIT TO BE DECONTAMINATED



DATE OF THE BEGINING OF THE SHUTDOWN

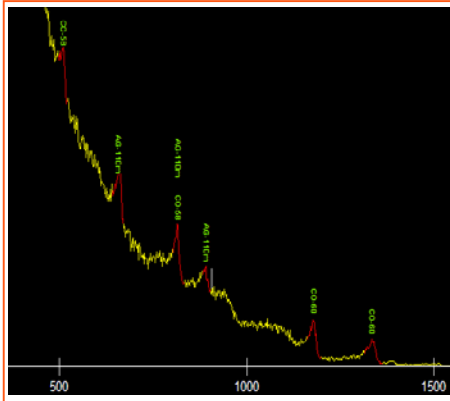
GAIN IN DOSE WITH RHRS/CVCS DECONTAMINATION ?

- **Objective**: Implement a qualified chemical process on circuits to significantly decrease the dose rates.
- **Process**: Oxydo-reduction process / EMMAg or EMMAC-POA depending on the majority radionuclide (identified through CZT measures) and materials in the circuit.
- **Feedback experience**: The dose rate reduction factor varies between 2 and 4, and the estimate of the collective dose saved is several hundred person.mSv over 5 years.

OPTIMISATION OF THE DECONTAMINATION PROCESS

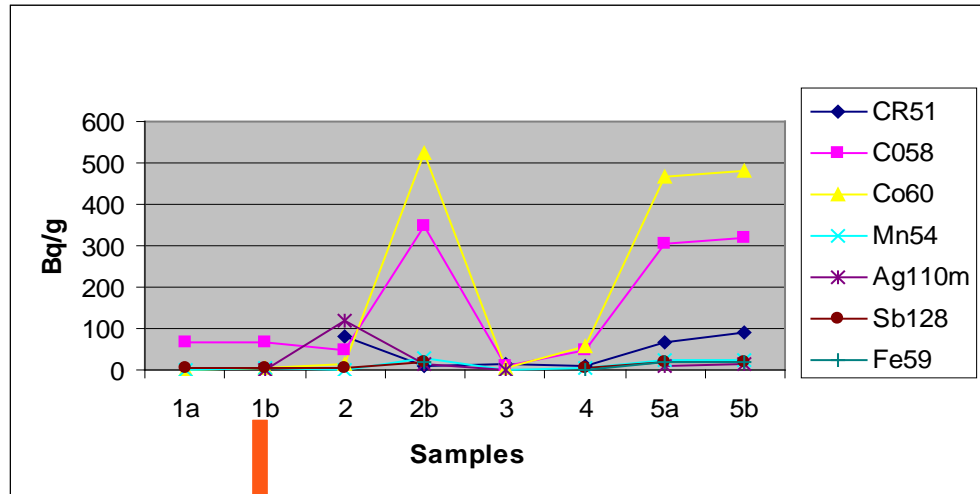


Decontamination process depends on the radioelement to be removed



DR : 70% Ag110m
+ 20 %Co60 + 10% Co58

EMMAg process



EMMAg = Qualified process :
Ag removal



Ag110m
Dissolution



RESULT

Dose Rate Reduction
Factor > 3 (average)

Selection of eligible units for decontamination on the basis of the consolidated indexes → Eligible unit: Total RHRS & CVCS red indexes ≥ 2 .

The prioritization for implemented decontamination is based on the number of red indexes

Distribution of the eligible units according to:

- The fleet outage planning
- The weight associated with maintenance activities according to the year chosen for decontamination.

Taking into account logistical and budgetary considerations:

- One decontamination at a time, with 5 weeks delay between 2 decontaminations (currently, just a single contractor) .
- Due to budgetary resources, 3 or 4 decontaminations will be implemented per year

The EDF industrial program of maintenance and modifications will have a significant impact on collective doses.

For already 4 years, EDF has evaluated the impact on doses and performs actions in order to manage the increase of doses:

- Decontamination of the most polluted units is one of the main technical ALARA actions applicable to the entire fleet to save collective doses.
- Today, feedback experience shows that the estimated collective dose saving is higher than hundred person.mSv per decontamination (typically, between 200 and 800 person.mSv over 5 years).

From now on, the treatment of hot spots becomes a priority. EDF has developed a strategy adapted to this treatment which will be enriched by good practices resulting from NPP international feedback experience. I suggest presenting this information at the next congress.

A man in a light blue sweater and dark trousers is walking from left to right in the foreground, partially obscuring the large 'unie' logo on the glass wall behind him. The logo consists of the word 'unie' in a large, light green, lowercase, sans-serif font, with a solid red circle positioned above the letter 'i'.

unie

**Thank you
For your attention**



ACCESSIBILITE : INTERNE

©EDF 2017 - Ce document est la propriété d'EDF - Toute communication, reproduction, publication, même partielle, est interdite sauf autorisation écrite.

- **2019** (3 decon. Max) : **UNIT 6** and **UNIT 3** are a priority (3 and 4 red indexes respectively). Concerning the 3rd candidate, 2 possibilities: UNIT 10 and UNIT 15, with 2 red indexes and a weight of 6 given by the excel tool. The selected choice is **UNIT 15** which has a pollution of RHRS and CVCS circuits, while that the UNIT 10 is located on the RHRS circuit only.
- **2020** (3 decon. Max) : **UNIT 5** is a priority (4 red indexes).
+ 3 units to be split (2 red indexes): UNIT 11 , UNIT 13 and UNIT 14.
Having regard to the overlap between UNIT 14 and UNIT 5 shutdowns (les than 5 weeks), UNIT 14 is postponed until 2024. Consequently, **UNIT 11** and **UNIT 13** are maintained in 2020.
- **2021** (4 decon. Max) : 3 Units: **UNIT 1** (5 red indexes), **UNIT 12** and **UNIT 18** (2 red indexes). + 1 vacant place.
- **2022** (4 decon. Max) : **UNIT 2** (5 red indexes), **UNIT 4** (4 red indexes), **UNIT 7** (3 red indexes) and **UNIT 16** (2 red indexes). However, UNIT 4 decontamination is postponed until 2024, because of overlap with UNIT 2 shutdown (higher number of indexes).