



November, 2016

ISOE INFORMATION SHEET

REPUBLIC OF KOREA

SUMMARY OF NATIONAL DOSIMETRIC TRENDS

ISOE Asian Technical Center - Information Sheet No. 44 (2016)

Personnel Dose Management by KHNP

For the year 2015, 25 NPPs were in operation; 21 PWR units (Shin Kori #3 is under commissioning) and 4 PHWR units. The trend on the number of units is shown in Figure 1. The average collective dose per unit for the year 2015 was 354.46 man-mSv/unit; 310.52 man-mSv/unit (PWR) and 585.15 man-mSv/unit (PHWR). The trend on the average collective dose per unit is shown in Figure 2. The dominant contributors of the collective dose in the year 2015 were the works carried out during the outages, resulting in 86.6 % of the total collective dose in 2015. There were 14,926 people involved in radiation works in 25 operating units and the total collective dose was 8,862 man-mSv (All Types); 6,521 man-mSv (PWR) and 2,341 man-mSv (PHWR). The trend on the total collective dose and number of workers are shown in Figure 3 and Figure 4, respectively.

The average annual individual dose in 2015 was 0.59 mSv/yr as shown in Figure 5. There was no worker whose radiation exposure exceeded the regulatory dose limit (100 mSv in 5 years and 50 mSv in any single year). Radiation dose which most of radiation workers (85.4 %) received was below 1 mSv.

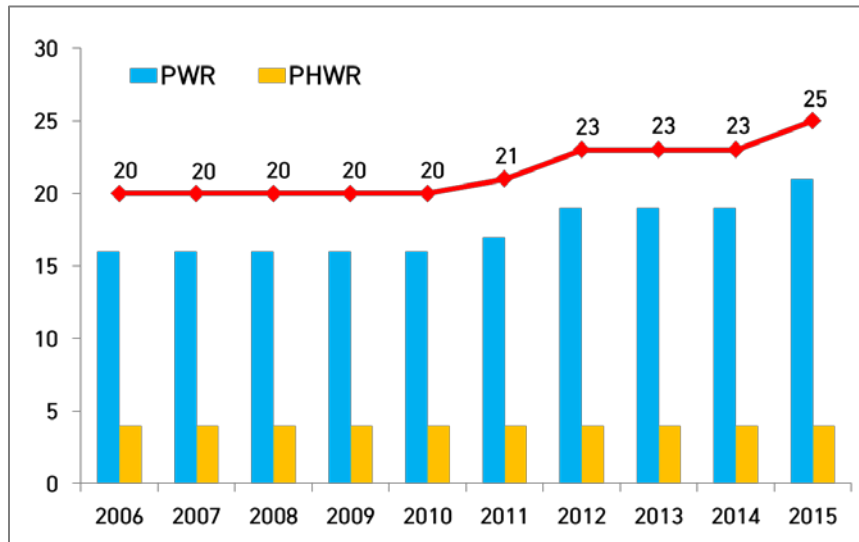


Figure 1. The number of reactors in operation

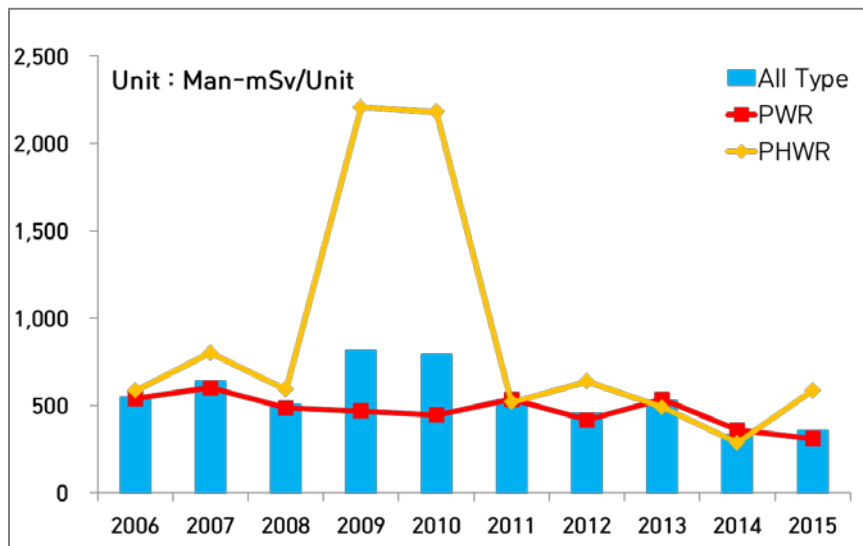


Figure 2. The average annual collective dose per unit

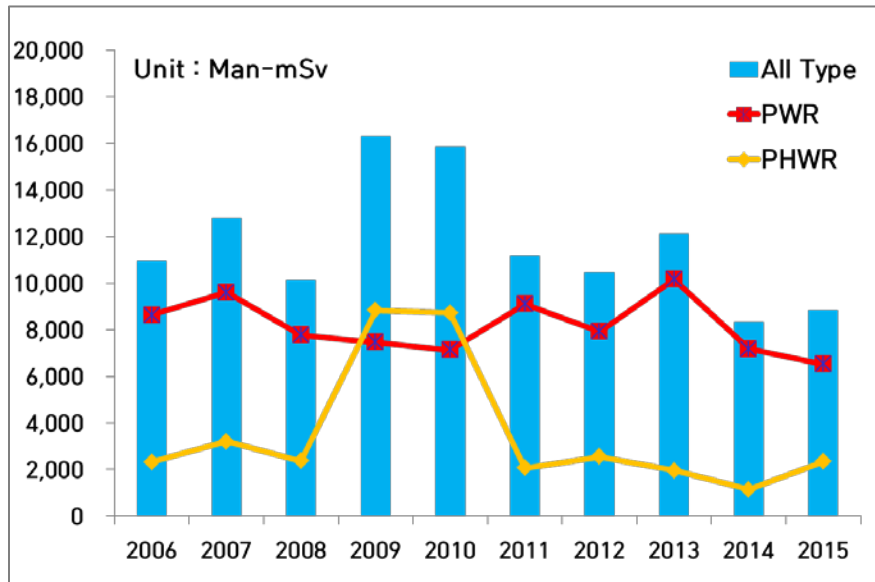


Figure 3. The total annual collective dose

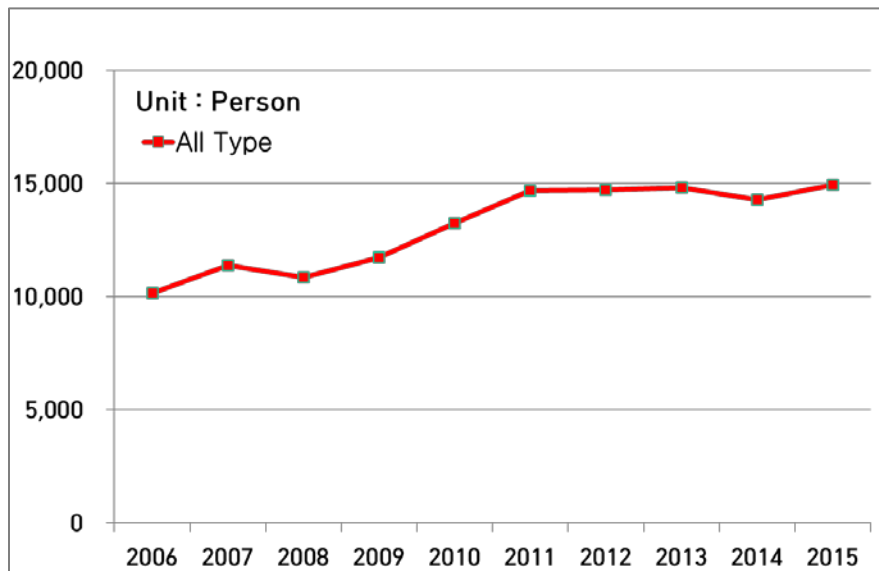


Figure 4. The number of radiation workers

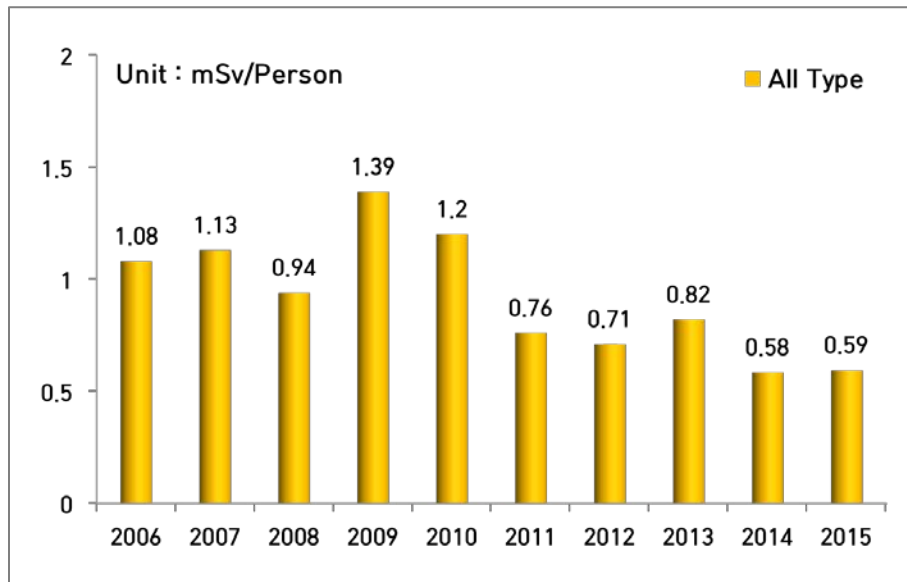


Figure 5. The average individual dose