



General Distribution

October 2002

ISOE INFORMATION SHEET

PRELIMINARY DOSIMETRIC RESULTS FOR 2001

IAEA Technical Centre - Information Sheet No. 7

Preliminary data for 2001

This ISOE Information Sheet presents the collective dose per reactor by country over the past three years (1999-2001) as well as long term trends for ISOE participants through the IAEA. Ten countries, including Bulgaria with Kozloduy Nuclear Power Plant for the first time, provided data for 2001 and Table 1 shows the average collective dose for operating PWRs, LWGRs and PHWRs for the period 1999 to 2001. Data for the Angra 2 reactor in Brazil is also included for the first time while Chernobyl 3 (LWGR) has been shut down.

The PWR average collective dose per reactor, which increased in 2000, was in 2001 lower than in 1999. For the two LWGR reactors in Lithuania, the dose again decreased significantly, by 40 % from 2000 to 2001. The average collective dose for these reactors is still higher than for other types of reactors. Only one country is showing an upward trend, namely Romania, which is explained by an increased number of exposed workers.

Table 1: Average collective dose per reactor by country from 1999 to 2001

Country	1999	2000	2001	No. of Operational Reactors (in 2001)
Armenia	1.58	0.96	0.66	1
Bulgaria	0.75	1.03	0.93	6
Brazil	0.15	1.35	0.58	2
China	0.55	0.59	0.50	3
Slovenia	1.65	2.60	1.13	1
South Africa	0.86	0.42	1.15	2
Ukraine	1.37	1.53	1.29	13
Sub-Total (PWR)	1.08	1.24	1.04	28
Lithuania (LWGR)	6.40	5.35	3.14	2
Pakistan	2.05	4.46	3.2	1
Romania	0.46	0.47	0.58	1
Sub-Total (PHWR)	1.28	2.47	1.89	2

The figures below show PWR, WWER, PHWR and LWGR annual average collective dose per reactor and by country. The peaks in the figures are recognized as the refueling outages.

ISOE membership through IAEA

In 2001, the Bulgarian Nuclear Power Plant Kozloduy joined the ISOE with six operating WWER reactors. Thus, as of July 2002 participation in the ISOE through the IAEA includes eleven utilities in Armenia, Brazil, Bulgaria, China, Lithuania, Romania, Russian Federation, Slovenia, South Africa and Ukraine (representing 45 operating reactors) and the regulatory authorities in Armenia, Bulgaria, China, Lithuania, Pakistan, Romania, Slovenia and South Africa. The Argentinian utility has announced its interest in participating in ISOE and, as a follow-up to previous invitations, discussions took place during the IAEA General Conference in September 2002 with the authorities from Argentina, India and Pakistan.

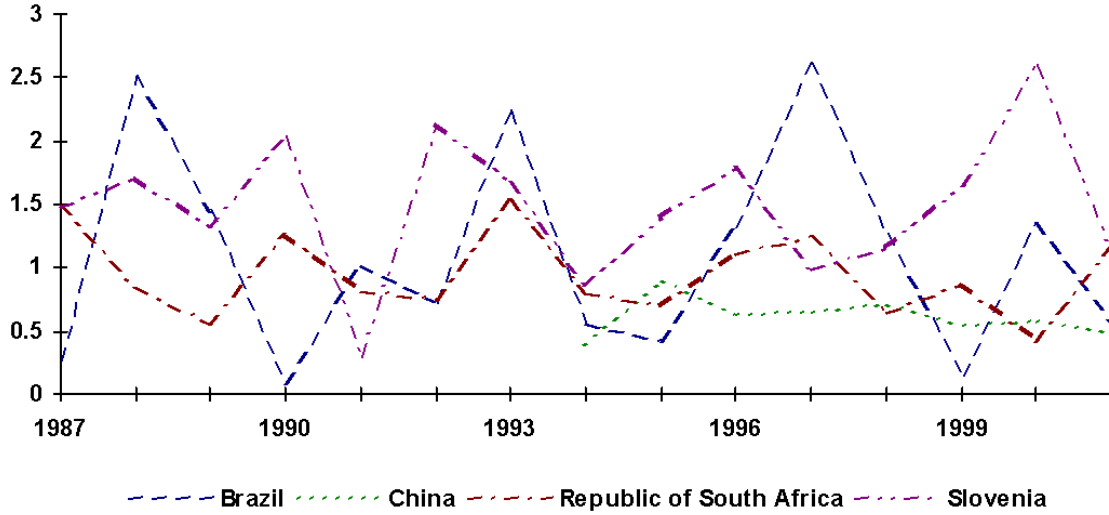
Additional information

In June 2002, Mr. S.H. Na, who served successfully for about three years as head of the IAEA ISOE Technical Centre, returned to the Korean Institute of Nuclear Safety. As an effect of that, Mr. Khammar, Head of the Radiation Monitoring and Protection Services, Division of Radiation and Waste Safety, has become the IAEA ISOE Joint secretary, while Ms. Monica Gustafsson returns to her previous task as Head of the IAEA ISOE Technical Centre. The reader is encouraged to visit the web site where further information on the IAEA ISOE Technical Centre as well as the IAEA Radiation and Waste Safety programme is found: <http://www.iaea.org/ns/rasanet>. Information on IAEA Publications, including guidance on how to order, is given under <http://www-pub.iaea.org/MTCD/publications/publications.asp>.

PWR: Brazil, China, Republic of South Africa, Slovenia
AVERAGE ANNUAL COLLECTIVE DOSE
PER OPERATING REACTOR

ISOE

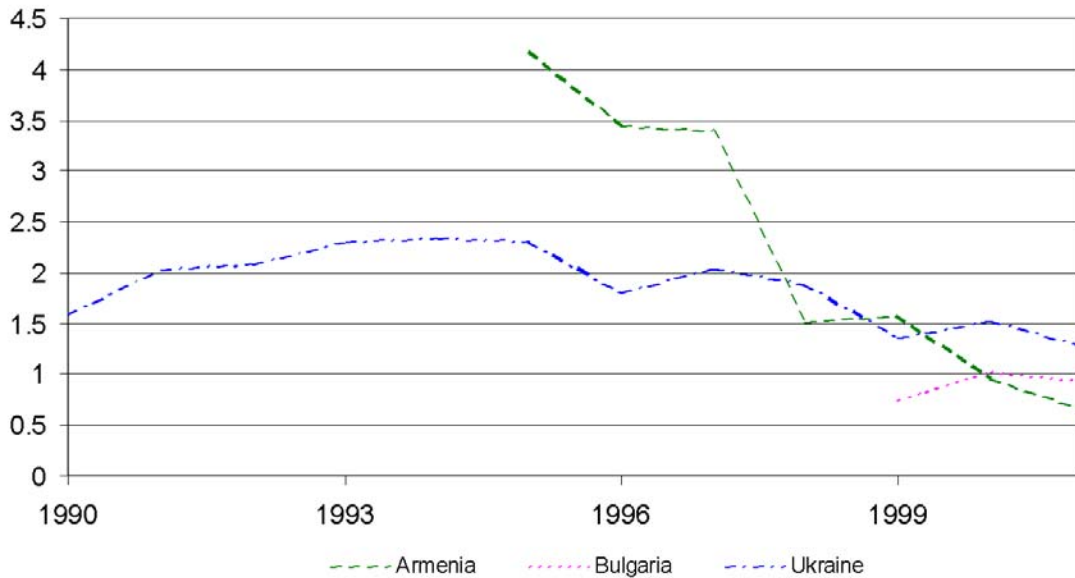
man-Sv



WWER: Armenia, Bulgaria, Ukraine
AVERAGE ANNUAL COLLECTIVE DOSE
PER OPERATING REACTOR

ISOE

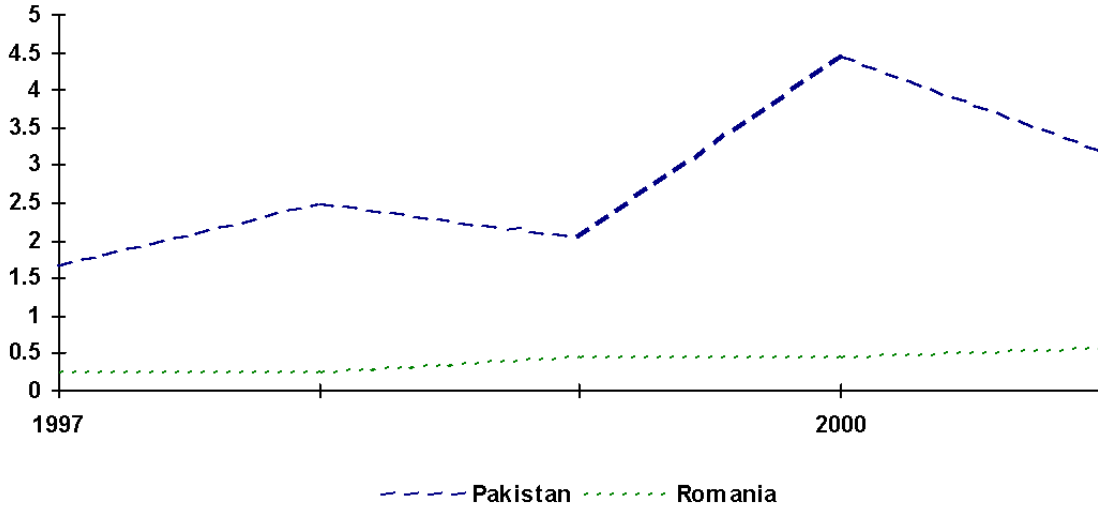
man-Sv



CANDU: Pakistan, Romania
AVERAGE ANNUAL COLLECTIVE DOSE
PER OPERATING REACTOR

ISOE

man·Sv



LWGR: Lithuania
AVERAGE ANNUAL COLLECTIVE DOSE
PER OPERATING REACTOR

ISOE

man·Sv

